















	<b>Ann Shipley - Residence</b>				
	5713 Flairstone				
	Salem, OR 97306				
	503-559-6493				
	<b>Plant and Materials List</b>				
	<b>Plants</b>				
	<b>Common Name</b>	<b>Scientific Name</b>	<b>Picture</b>	<b>Notes</b>	<b>Quantity</b>
F	Cibolo White Fir	Abies concolor 'Cibolo'		Blue foliage Christmas tree shaped. Doesn't get huge. It's best to let the bottom branches rest on the ground. (Don't limb up)	1
	Sweet Flag	Acorus graminus 'Ogon'		Fill the space where arborvitae used to be.	6




F	Snow in the Summer	Cerastium tomentosum		It's best to trim off the flowers after they have bloomed. Bloom time is early summer.	6
F	Firewitch Dianthus	Dianthus 'Firewitch'		Evergreen with blue-ish silver leaves that form a mat on the ground. Flowers smell like cloves. Flowers all summer long, but sometimes has too many old dead flowers (which looks bad) Trim off the top inch of the plant. New flowers will bloom again soon.	4
F	Ascot Rainbow Euphorbia	Euphorbia 'Ascot Rainbow'		Large green flowers in the Spring. Red tinge to new growth and when the plant is cold. Considered semi-evergreen. Trim however is needed but be careful of white sap. It's toxic!	7




F	Daylily -Red	Hemerocallis		<p>Re-blooming red daylilies sometimes get too many old flower stems, which can look bad. It's ok to remove those. This plant will dieback in the Fall. Remove the dead leaves.</p>	6
F	Hosta - Blue	Hosta		Blue foliage 3'x3', Large Hosta	1
F	Pink Muhly Grass	Muhlenbergia capillaris		Cut down in late Winter or early Spring.	5




B	Kaleidoscope Abelia	Abelia 'Kaleidoscope'		<p>Evergreen little bush with colorful leaves. Looks golden from a distance but has many colors up close. This bush and handle being trimmed at any time. It's small and shouldn't have very much reason from trimming.</p>	3
B	Weeping Katsura Tree	Cercidiphyllum japonicum		<p>Golden yellows and oranges in the Fall.</p>	1
B	Jackman Clematis	Clematis 'Jackmanii'		<p>You might have to help it climb by weaving it's vines onto the support. It's best to cut this back to the ground in winter.</p>	1

B	Bleeding Hearts	<i>Dicentra spectabilis</i>		One of the first plants to come up in the Spring but one of the first to die back in the Fall. This plant will dieback to ground level in the Fall. Clean up old leaves then.	3
B	Japanese Forest Grass	<i>Hakonechloa macra 'Aureola'</i>		This grass does not need much water. It dies back to the ground in the Winter. Clean up dead leaves.	3
B	Patriot Hosta	<i>Hosta 'Patriot'</i>		Bright variegated leaves. Hostas dieback in the Fall and Winter. Remove the old leaves.	10




B	Black Mondo Grass	Ophiopogon japonicum		We may be able to transplant the ones that you already have in the new positions.	7
<b>Materials</b>					
	<u>Material</u>			<u>Description</u>	<u>Quantity</u>
	Vigoro 8 ft. Stainless Steel Wire Rope Plant Trellis			Wire trellis to provide support for the clematis. This trellis will be nearly invisible	2
	Shine company 4' Natural Bridge			this bridge can be stained to a color of your liking.	1

<p>Heron statue</p>			<p>37" tall</p>	<p>1</p>
<p>Butterfly yard art</p>			<p>4 different colors will be ordered</p>	<p>4</p>
<p>Solar lighting for front yard</p>			<p>These will highlight the basalt pillars, bridge and tree</p>	<p>3</p>

<p>boxwood panels 24pcs</p>		 <p>Make Your Own Privacy Screen      The panels are 24" x 48" x 1/2" thick. They are made from recycled plastic.</p> <p>Make Your Own Privacy Screen      Use the included hardware to install the panels on your fence or wall.</p>	<p>screen the fence by the patio</p>	<p>1</p>
<p>Conical hanging baskets w/ plants</p>			<p>Hanging baskets for the patio area</p>	<p>2</p>
<p>Hanging hooks for baskets</p>		 <p>EASY TO INSTALL</p> <p>STEP 1: HOOK TO WALL      STEP 2: HANG BASKET</p>	<p>15 in. Metal Hand Forged Straight Iron Wall Hooks Outdoor Plant Hanger Hook (2-Pack)</p>	<p>1</p>

Plants for basket			A mix of perennials will live in the baskets all year	4
Rainbow Rock 3/4" CU YD 3"D			the base layer of the dry creek bed	1
River Rock Blend			the larger rocks and edge of the dry creek bed	0.5

<p>Fir Bark Mulch "3</p>			<p>backyard beds and 2 beds in the front yard</p>	<p>4.5</p>
<p>3/4" Open Rock (brown-gray) 3"</p>			<p>this will be the mulch of most of the front yard</p>	<p>7.5</p>
<p>Cobblestone for edging walkway LF</p>			<p>the edge of the backyard walkway</p>	<p>80</p>

Boulders - Turquoise Quartzite			Accent boulders of the front yard	11
Basalt columns			Various Sizes	10
1/4" Minus river rock	Walkway		backyard walkway	